


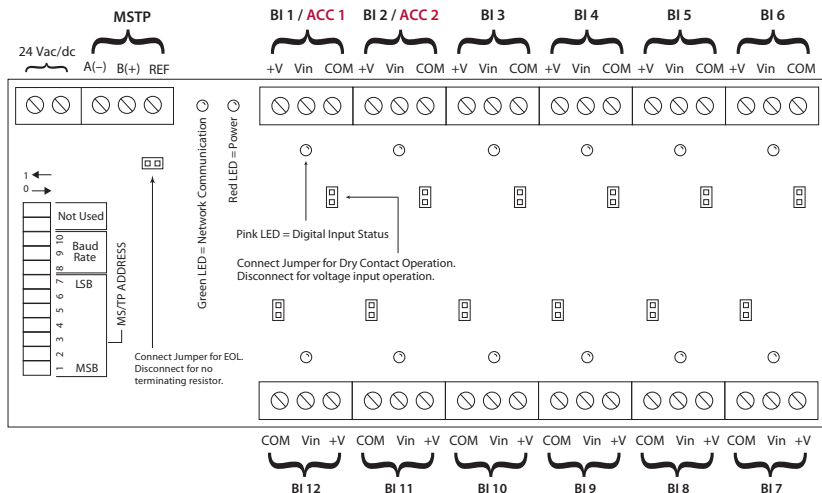
**NETWORK COMPATIBLE DEVICE**

**RIBMNWD12-BC**

2.75" Track Mount BACnet® MS/TP Network 12 Binary Input Device (With Accumulators); Optional End of Line Resistor (EOL) Included.



**TWO (ACCUMULATOR) INPUTS CAN BE USED FOR POWER MONITORING OR OTHER PULSE COUNTING APPLICATION.**



**SPECIFICATIONS**

**Operating Temperature:** -30 to 140° F  
**Humidity Range:** 5 to 95% (noncondensing)  
**Green LED:** Network Communication  
**Red LED:** ON = Power Present  
**Dimensions:** 5.85" x 2.75" x 1.75"  
**Track Mount:** MT212-6 Mounting Track Provided

**Network Media:** Twisted Pair 22-24AWG, shielded  
**Terminations:** recommended Functional Devices product installed at both ends of the MS/TP network – Use 120 Ω end of line resistors. All other cases – Follow instructions from the device installed at the end of the  
**Polarity:** MS/TP network.  
**Baud Rate:** Network is polarity sensitive 9600, 19200, 38400, 57600, 76800, 115200 (DIP Switch Selectable)

**Power Input Ratings:**  
 41 mA @ 24 Vdc  
 53 mA @ 24 Vac  
**Max. Accumulator Frequency:**  
 50 Hz

**BACnet® Details:**

- MS/TP Address & Baud Rate must be set prior to power up via DIP switches.
- Device ID will default to 277XXX where XXX is the MS/TP Address. Examples:
 

MS/TP Address - 004 Device ID - 277004	MS/TP Address - 121 Device ID - 277121
---	---
- Device ID can be changed via network command. Once changed, it will no longer default to 277XXX. (MS/TP Address & Device ID must be unique.)
- Device Instance changed via Object Identifier Property of Device Object

**Binary Input Ratings:**  
 Dry Contact: 3 mA @ 30 Vdc max.  
 Voltage Input: 12 mA @ 25 Vac/dc max.

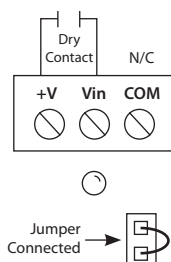
- Objects included in device are:
  - BI 1 (Binary input) } Use Same
  - ACC 1 (Accumulator) } Physical Input
  - BI 2 (Binary input) } Use Same
  - ACC 2 (Accumulator) } Physical Input
  - BI 3 (Binary input)
  - BI 4 (Binary input)
  - BI 5 (Binary input)
  - BI 6 (Binary input)
  - BI 7 (Binary input)
  - BI 8 (Binary input)
  - BI 9 (Binary input)
  - BI 10 (Binary input)
  - BI 11 (Binary input)
  - BI 12 (Binary input)
- PIC Statement available on website.  
[http://www.functionaldevices.com/pdf/pics/RIBMNWD12-BC\\_PICS.pdf](http://www.functionaldevices.com/pdf/pics/RIBMNWD12-BC_PICS.pdf)  
 Or scan QR code with your smart phone.



DIP SWITCHES*			BAUD RATE
8	9	10	
0	0	0	9600
0	0	1	19200
0	1	0	38400
0	1	1	57600
1	0	0	76800
1	0	1	115200

\* 0 = Open ; 1 = Closed  
 All other combinations=9600 baud

**Example of Dry Contact Input Operation**



**Example of Voltage Input Operation**

